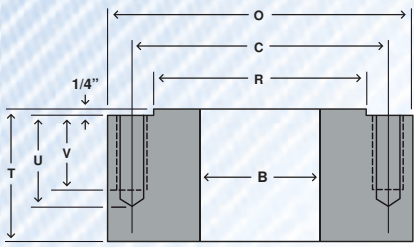
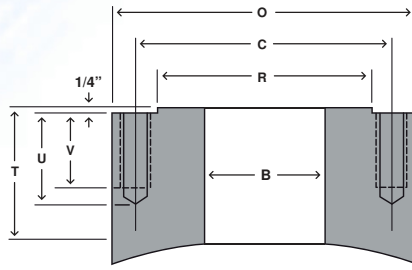


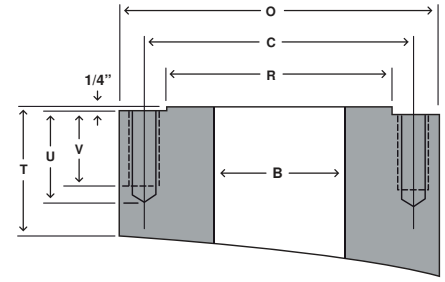
Class 900 Studding Outlets



FLAT BOTTOM



SHELL / HEAD MOUNT



TANGENTIAL MOUNT

Bore	OD	Thickness	OD of RF	Stud Circle	Hole Dia	# of Holes	Hole Depth	Tap Size	T.P.I.	Tap Depth	Flat Bottom Weight	
B	O	T	R	C			U			V	Base	per 1"
1/2	4.75	2.00	1.38	3.25	21/32	4	1.31	3/4	10	0.88	8.2	5
3/4	5.12	2.00	1.69	3.50	21/32	4	1.31	3/4	10	0.88	10	5.7
1	5.88	2.12	2.00	4.00	49/64	4	1.44	7/8	9	1.00	14	7.5
1 1/4	6.25	2.12	2.50	4.38	49/64	4	1.44	7/8	9	1.00	15	8.3
1 1/2	7.00	2.25	2.88	4.88	7/8	4	1.56	1	8	1.12	20	10
2	8.50	2.12	3.62	6.50	49/64	8	1.44	7/8	9	1.00	27	15
2 1/2	9.62	2.25	4.12	7.50	7/8	8	1.56	1	8	1.12	37	19
3	9.50	2.12	5.00	7.50	49/64	8	1.44	7/8	9	1.00	33	18
4	11.50	2.50	6.19	9.25	1	8	1.81	1 1/8	8	1.25	56	26
5	13.75	2.75	7.31	11.00	1 1/8	8	2.12	1 1/4	8	1.44	87	37
6	15.00	2.50	8.50	12.50	1	12	1.81	1 1/8	8	1.25	91	42
8	18.50	3.00	10.62	15.50	1 1/4	12	2.25	1 3/8	8	1.56	162	62
10	21.50	3.00	12.75	18.50	1 1/4	16	2.25	1 3/8	8	1.56	210	81
12	24.00	3.00	15.00	21.00	1 1/4	20	2.25	1 3/8	8	1.56	251	96
14	25.25	3.25	16.25	22.00	1 3/8	20	2.38	1 1/2	8	1.69	275	98
16	27.75	3.50	18.50	24.25	1 1/2	20	2.56	1 5/8	8	1.88	348	114
18	31.00	3.88	21.00	27.00	1 3/4	20	3.00	1 7/8	8	2.12	473	142
20	33.75	4.25	23.00	29.50	1 7/8	20	3.31	2	8	2.25	608	164
24	41.00	5.12	27.25	35.50	2 3/8	20	4.00	2 1/2	8	2.81	1096	246

DIMENSIONS ARE IN INCHES | WEIGHTS ARE IN POUNDS

MATERIAL: Studding Outlets are most commonly provided in SA-105. they can also be made from a full range of stainless and alloy materials

THICKNESS: The standard thickness shown above for all studding outlets is the minimum required per ASME section V111 division 1 paragraph UG-43(d) for thread engagement and an ID mount. It is important to note that each individual application should be analyzed for proper thickness

FACING: The studding outlet minimum thickness "T" includes proper raised face per ANSI B16.5. Outlets can be supplied with any special facing as needed upon request.

DRILLING AND TAPPING: Studding outlets are furnished to ANSI B16.5 specifications unless otherwise specified. Thread depth is in accordance with ASME section V111 Division 1 Para. UG-43(g) for a design temperature not to exceed 650°F, a base metal stress of 17,500 psi (g), and a stud stress of 25,000 psi (g). All other materials exceeding these stresses should be checked for UG-43 compliance

BORE: Bore sizes shown above are standard. Other sizes can be furnished upon request

CURVING: All connections can be furnished contoured to fit any shell, head, or cone at an additional cost. Specify diameter to be mounted

