Class 2500 Studding Outlets

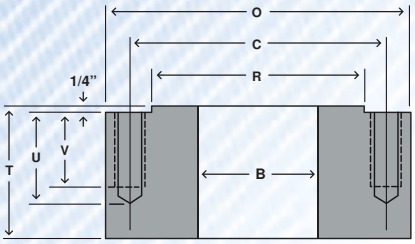

FLAT BOTTOM

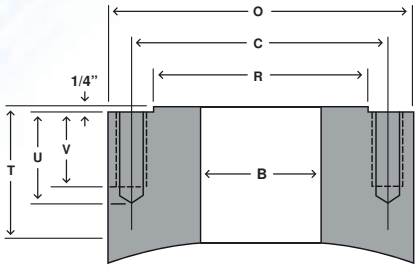

SHELL / HEAD MOUNT

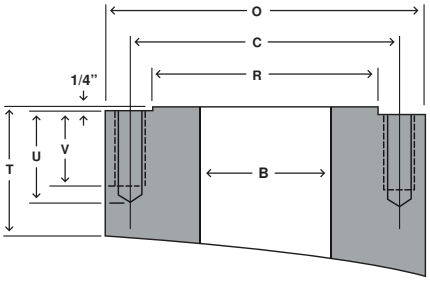

TANGENTIAL MOUNT

Bore Size	OD	Thickness	OD of RF	Stud Circle	Hole Dia	# of Holes	Hole Depth	Tap Size	T.P.I.	Tap Depth	Flat Bottom Weight	
B	O	T	R	C			U			V	Base	per 1"
1/2	5.25	2.00	1.38	3.50	21/32	4	1.31	3/4	10	0.88	10	6.1
3/4	5.50	2.00	1.69	3.75	21/32	4	1.31	3/4	10	0.88	11	6.6
1	6.25	2.12	2.00	4.25	49/64	4	1.44	7/8	9	1.00	15	8.5
1 1/4	7.25	2.25	2.50	5.12	7/8	4	1.56	1	8	1.12	22	11
1 1/2	8.00	2.50	2.88	5.75	1	4	1.81	1 1/8	8	1.25	29	14
2	9.25	2.25	3.62	6.75	7/8	8	1.56	1	8	1.12	34	18
2 1/2	10.50	2.50	4.12	7.75	1	8	1.81	1 1/8	8	1.25	49	23
3	12.00	2.75	5.00	9.00	1 1/8	8	2.12	1 1/4	8	1.44	71	30
4	14.00	3.25	6.19	10.75	1 3/8	8	2.38	1 1/2	8	1.69	112	40
5	16.50	3.75	7.31	12.75	1 5/8	8	2.81	1 3/4	8	2.00	179	55
6	19.00	4.12	8.50	14.50	1 7/8	8	3.31	2	8	2.25	259	72
8	21.75	4.38	10.62	17.25	1 7/8	12	3.31	2	8	2.25	345	91
10	26.50	5.12	12.75	21.25	2 3/8	12	4.00	2 1/2	8	2.81	590	134
12	30.00	5.50	15.00	24.38	2 5/8	12	4.38	2 3/4	8	3.12	799	168

DIMENSIONS ARE IN INCHES | WEIGHTS ARE IN POUNDS

MATERIAL: Studding Outlets are most commonly provided in SA–105. they can also be made from a full range of stainless and alloy materials

THICKNESS: The standard thickness shown above for all studding outlets is the minimum required per ASME section V111 division 1 paragraph UG–43(d) for thread engagement and an ID mount. It is important to note that each individual application should be analyzed for proper thickness

FACING: The studding outlet minimum thickness "T" includes proper raised face per ANSI B16.5. Outlets can be supplied with any special facing as needed upon request.

DRILLING AND TAPPING: Studding outlets are furnished to ANSI B16.5 specifications unless otherwise specified. Thread depth is an accordance with ASME section V111 Division 1 Para. UG–43(g) for a design temperature not to exceed 650°f, a base metal stress of 17,500 psi(g), and a stud stress of 25,000 psi(g). All other materials exceeding these stresses should be checked for UG–43 compliance

BORE: Bore sizes shown above are standard. Other sizes can be furnished upon request

CURVING: All connections can be furnished contoured to fit any shell, head, or cone at an additional cost. Specify diameter to be mounted