Class 1500 Studding Outlets

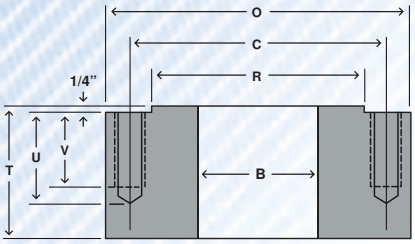

FLAT BOTTOM

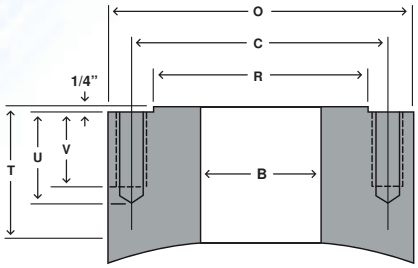

SHELL / HEAD MOUNT

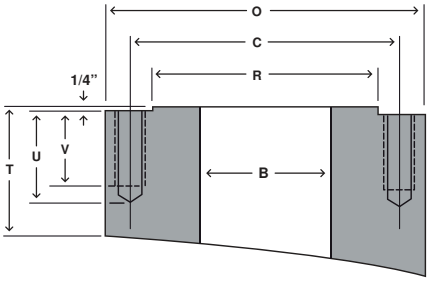

TANGENTIAL MOUNT

Bore Size	OD	Thickness	OD of RF	Stud Circle	Hole Dia	# of Holes	Hole Depth	Tap Size	T.P.I.	Tap Depth	Flat Bottom Weight	
B	O	T	R	C			U			V	Base	per 1"
1/2	4.75	2.00	1.38	3.25	21/32	4	1.31	3/4	10	0.88	8.2	5
3/4	5.12	2.00	1.69	3.50	21/32	4	1.31	3/4	10	0.88	10	5.7
1	5.88	2 12	2.00	4.00	49/64	4	1 44	7/8	9	1 00	14	7.5
1 1/4	6.25	2.12	2.50	4.38	49/64	4	1.44	7/8	9	1.00	15	8.3
1 1/2	7.00	2.25	2.88	4.88	7/8	4	1.56	1	8	1.12	20	10
2	8.50	2.12	3.62	6.50	49/64	8	1.44	7/8	9	1.00	27	15
2 1/2	9.62	2.25	4.12	7.50	7/8	8	1.56	1	8	1.12	37	19
3	10.50	2.50	5.00	8.00	1	8	1.81	1 1/8	8	1.25	48	23
4	12.25	2.75	6.19	9.50	1 1/8	8	2.12	1 1/4	8	1.44	70	30
5	14.75	3.12	7.31	11.50	1 3/8	8	2.38	1 1/2	8	1.69	114	43
6	15.50	3.00	8.50	12.50	1 1/4	12	2.25	1 3/8	8	1 56	116	45
8	19.00	3.50	10.62	15.50	1 1/2	12	2.56	1 5/8	8	1.88	224	66
10	23.00	3.88	12.75	19.00	1 3/4	12	3.00	1 7/8	8	2.12	345	95
12	26.50	4.12	15.00	22.50	1 7/8	16	3.31	2	8	2.25	456	124
14	29.50	4.25	16.25	25.00	2 1/8	16	3.56	2 1/4	8	2.56	540	150
16	32.50	5.00	18.50	27.75	2 3/8	16	4.00	2 1/2	8	2.81	762	178
18	36.00	5.50	21.00	30.50	2 5/8	16	4.38	2 3/4	8	3.12	1024	216
20	38.75	5.88	23.00	32.75	2 7/8	16	4.62	3	8	3.44	1234	245
24	46.00	6.75	27.25	39.00	3 3/8	16	5.38	3 1/2	8	4.00	1992	343

DIMENSIONS ARE IN INCHES | WEIGHTS ARE IN POUNDS

MATERIAL: Studding Outlets are most commonly provided in SA–105. they can also be made from a full range of stainless and alloy materials

THICKNESS: The standard thickness shown above for all studding outlets is the minimum required per ASME section V111 division 1 paragraph UG–43(d) for thread engagement and an ID mount. It is important to note that each individual application should be analyzed for proper thickness

FACING: The studding outlet minimum thickness "T" includes proper raised face per ANSI B16.5. Outlets can be supplied with any special facing as needed upon request.

DRILLING AND TAPPING: Studding outlets are furnished to ANSI B16.5 specifications unless otherwise specified. Thread depth is an accordance with ASME section V111 Division 1 Para. UG–43(g) for a design temperature not to exceed 650°f, a base metal stress of 17,500 psi(g), and a stud stress of 25,000 psi(g). All other materials exceeding these stresses should be checked for UG–43 compliance

BORE: Bore sizes shown above are standard. Other sizes can be furnished upon request

CURVING: All connections can be furnished contoured to fit any shell, head, or cone at an additional cost. Specify diameter to be mounted