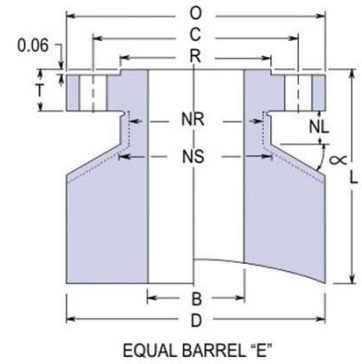
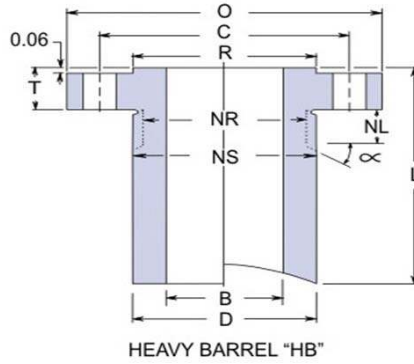
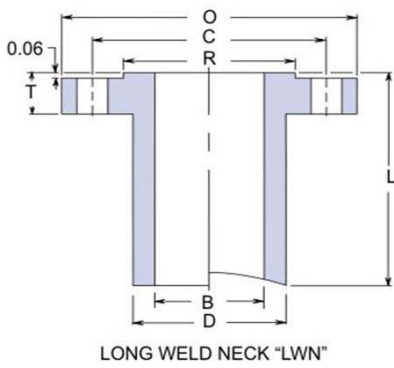


Class 300 - Standard Connection Specifications



Size		Flange				Barrel OD			Bolting			Nut		Stud Bolt			Weights						Length	
Nom	Bore LWN & E	Bore HB	OD	Thk	RF of OD	LWN	HB	E	# of Holes	Hole Size	Bolt Circle	Stop Dia	Relief Dia	Relief Length	Size	RF Length	RTJ Length	LWN		HB		E		Base
	B	B	O	T	R	D	D	D			C	NS	NR	NL				Base	Per 1"	Base	Per 1"	Base	Per 1"	L
1/2	0.50	0.55	3.75	0.56	1.38	1.50	1.75	3.75	4	0.62	2.62	1.75	1.50	0.75	1/2	2 1/2	3	5	0.4	7	0.6	24	3.1	9
3/4	0.75	0.74	4.62	0.62	1.69	1.88	2.19	4.62	4	0.75	3.25	2.19	1.88	0.88	5/8	3	3 1/2	9	0.7	11	0.9	37	4.6	9
1	1.00	0.96	4.88	0.69	2.00	2.12	2.44	4.88	4	0.75	3.50	2.44	2.12	0.88	5/8	3 1/4	3 1/2	9	0.8	12	1.1	40	5.1	9
1 1/4	1.25	1.28	5.25	0.75	2.50	2.50	2.81	5.25	4	0.75	3.88	2.81	2.50	0.88	5/8	3 1/4	3 3/4	13	1	15	1.4	45	5.8	9
1 1/2	1.50	1.50	6.12	0.81	2.88	2.75	3.25	6.12	4	0.88	4.50	3.25	2.75	1.00	3/4	3 1/2	4	15	1.2	21	1.9	61	7.8	9
2	2.00	1.94	6.50	0.88	3.62	3.31	3.94	6.50	8	0.75	5.00	3.94	3.31	0.88	5/8	3 1/2	4 1/4	20	1.5	28	2.6	68	8.5	9
2 1/2	2.50	2.32	7.50	1.00	4.12	3.94	4.62	7.50	8	0.88	5.88	4.62	3.94	1.00	3/4	4	4 1/2	25	2.1	38	3.6	89	11	9
3	3.00	2.90	8.25	1.12	5.00	4.62	5.38	8.25	8	0.88	6.62	5.38	4.62	1.00	3/4	4 1/4	5	35	2.7	49	4.6	106	13	9
3 1/2	3.50	3.36	9.00	1.19	5.50	5.25	6.00	9.00	8	0.88	7.25	6.00	5.25	1.00	3/4	4 1/4	5	42	3.4	59	5.5	122	15	9
4	4.00	3.83	10.00	1.25	6.19	5.75	6.62	10.00	8	0.88	7.88	6.62	5.75	1.00	3/4	4 1/2	5 1/4	62	3.8	91	6.5	207	19	12
5	5.00	4.81	11.00	1.38	7.31	7.00	8.00	11.00	8	0.88	9.25	8.00	7.00	1.00	3/4	4 3/4	5 1/4	84	5.3	124	9.1	241	21	12
6	6.00	5.76	12.50	1.44	8.50	8.12	9.38	12.50	12	0.88	10.62	9.38	8.12	1.00	3/4	4 3/4	5 3/4	105	6.7	165	12	303	27	12
8	8.00	7.62	15.00	1.62	10.62	10.25	11.56	15.00	12	1.00	13.00	11.56	10.25	1.12	7/8	5 1/2	6 1/4	148	9.1	228	17	405	36	12
10	10.00	9.56	17.50	1.88	12.75	12.62	13.62	17.50	16	1.12	15.25	13.62	12.62	1.25	1	6 1/4	7 1/4	210	13	291	21	499	46	12
12	12.00	11.38	20.50	2.00	15.00	14.75	15.94	20.50	16	1.25	17.75	15.94	14.75	1.38	1 1/8	6 3/4	7 1/2	275	16	392	28	651	61	12
14	14.00	14.00	23.00	2.12	16.25	16.75	18.44	23.00	20	1.25	20.25	18.44	16.75	1.38	1 1/8	7	7 3/4	324	19	456	32	785	74	12
16	16.00	16.00	25.50	2.25	18.50	19.00	20.50	25.50	20	1.38	22.50	20.50	19.00	1.50	1 1/4	7 1/2	8 1/2	404	23	529	37	914	88	12
18	18.00	18.00	28.00	2.38	21.00	21.00	22.75	28.00	24	1.38	24.75	22.75	21.00	1.50	1 1/4	7 3/4	8 1/4	465	26	630	43	1066	102	12
20	20.00	20.00	30.50	2.50	23.00	23.12	25.00	30.50	24	1.38	27.00	25.00	23.12	1.50	1 1/4	8 1/4	9 1/4	549	30	741	50	1228	118	12
24	24.00	24.00	36.00	2.75	27.25	27.62	29.62	36.00	24	1.62	32.00	29.62	27.62	1.75	1 1/2	9 1/4	10 1/4	778	42	1016	67	1627	160	12

Dimensions are in inches. Weights are in pounds.