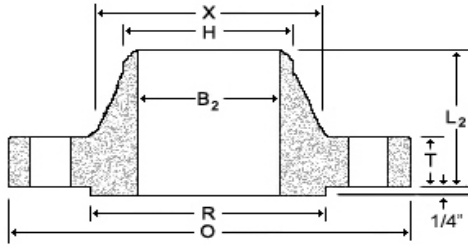
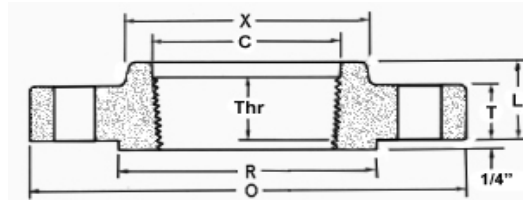


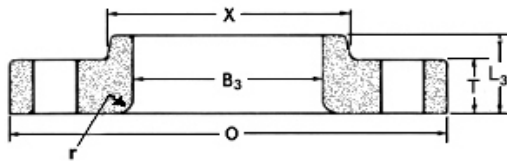
ANSI B16.5 Class 2500 Forged Flanges



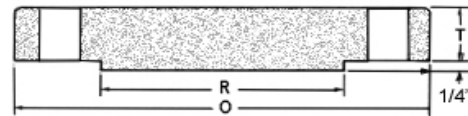
Weld Neck



Threaded



Lap Joint



Blind

Nom. Pipe Size	O	T	R	X	#/Dia of Holes ^a	Bolt Circle Dia	B ₂ ^b	B ₃	H	L	L ₂	L ₃	r	C	Thr
1/2	5.25	1.19	1.38	1.69	4-0.88	3.50	To be specified by Purchaser.	0.90	0.84	1.56	2.88	1.56	0.12	0.93	1.12
3/4	5.50	1.25	1.69	2.00	4-0.88	3.75		1.11	1.05	1.69	3.12	1.69	0.12	1.14	1.25
1	6.25	1.38	2.00	2.25	4-1.00	4.25		1.38	1.32	1.88	3.50	1.88	0.12	1.41	1.38
1 1/4	7.25	1.50	2.50	2.88	4-1.12	5.13		1.72	1.66	2.06	3.75	2.06	0.19	1.75	1.50
1 1/2	8.00	1.75	2.88	3.12	4-1.25	5.75		1.97	1.90	2.38	4.38	2.38	0.25	1.99	1.75
2	9.25	2.00	3.63	3.75	8-1.12	6.75		2.46	2.38	2.75	5.00	2.75	0.31	2.50	2.00
2 1/2	10.50	2.25	4.13	4.50	8-1.25	7.75		2.97	2.88	3.12	5.62	3.12	0.31	3.00	2.25
3	12.00	2.62	5.00	5.25	8-1.38	9.00		3.60	3.50	6.62	3.62	0.38
4	14.00	3.00	6.19	6.50	8-1.63	10.75		4.60	4.50	7.50	4.25	0.44
5	16.50	3.62	7.31	8.00	8-1.88	12.75		5.69	5.56	9.00	5.12	0.44
6	19.00	4.25	8.50	9.25	8-2.12	14.50		6.75	6.63	10.75	6.00	0.50
8	21.75	5.00	10.63	12.00	12-2.12	17.25		8.75	8.63	12.50	7.00	0.50
10	26.50	6.50	12.75	14.75	12-2.63	21.25		10.92	10.75	16.50	9.00	0.50
12	30.00	7.25	15.00	17.38	12-2.88	24.38		12.92	12.75	18.25	10.00	0.50

Dimensions are in inches.

(a)- Bolt hole diameter 1/8 in. larger than bolt diameter.

(b)- See bore chart for wall thicknesses.